


Z4500 Stationary Pump

Reduces Fill Times to Save Time and Money

Reversible sideplates add twice the life. Sideplates are easily reversed/replaced by removing just eight head bolts.

Computer designed porting and profiling of the cam reduces cavitation and improves the pumping efficiency.

Patented needle roller thrust bearings rated for 4,000 lbs minimizes sideplate wear. Typically, no field adjustment is required.



Higher capacities shorten fill times for transports and multiple bobtail loading.

The Z4500 is a four-inch stationary pump designed for transport loading and multiple bobtail loading applications. If you have two or more bulkheads to load bobtails and transports and would like to shorten your fill times, then the Z4500 is the stationary pump for you. The Z4500 can fill two 3,000 gallon bobtails in 20 minutes or less at typical operating RPMs.

- Large diameter non-metallic pins are not speed sensitive so you can operate the pump at a higher RPM and not damage the pump.
- High tech materials used on cam and blades help extend the life of the pump.
- Unlike other four-inch stationary pumps rated at 640 RPM, the Z4500 is rated up to 800 RPM providing higher capacity without damage.

- Maintenance made simple. When it becomes necessary to service the Z4500 stationary pump, all you need to do is remove eight head bolts to inspect the bearings, seals, sideplates, rotor, vanes and vane drivers.
- Higher capacities than other four-inch stationary pumps—up to 15% more at typical operating conditions.

CAPACITY COMPARISON*				
	RPM			
	420	520	640	780
Corken gpm (L/min)	197 (746)	248 (939)	309 (1,170)	382 (1,446)
Competitor gpm (L/min)	170 (643)	220 (833)	270 (1,022)	—

*All capacities are rated at 50 psid and system and condition dependent.

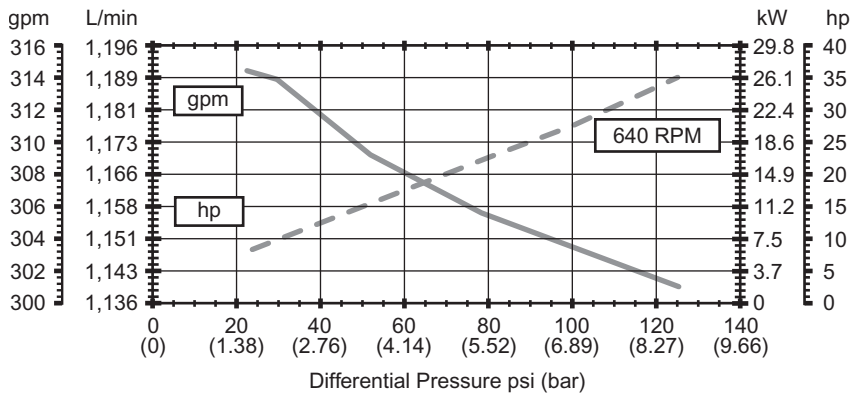
Solutions beyond products...



Operating Specifications

RPM range:	420–800 RPM
Max working pressure:	400 psig (28.6 bar)
Temperature range:	-25°F–225°F (-32°C–107°C)
Internal relief valve:	Yes
Max differential pressure:	125 psid (8.6 bar d)
Flow range:	190–382 gpm (719–1,457 L/min)

Performance Curves

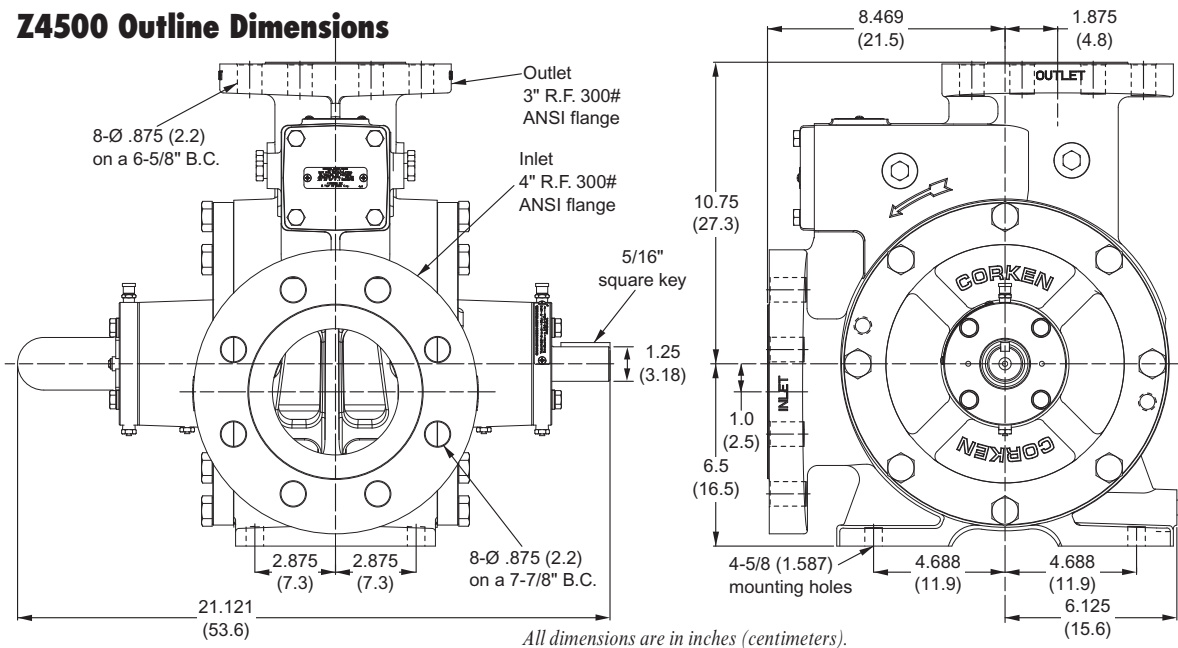


Material Specifications

Part	Standard Material	Optional Material
Case, head, rotor, relief-valve cap, bearing cap	Ductile iron ASTM A536	
Cam	Gray iron ASTM A48, Class 50	
Sideplate	Gray iron ASTM A48, Class 30	
Welding flange	Steel	
Seal seat	Gray iron	Stainless steel & Ni-Resist
Seal metal parts	Steel	
Shaft	8620 steel	
Vanes and vane drivers	Advanced polymers	
Relief valve spring	Stainless steel	
Relief valve	Stainless steel	
Bearing	Steel	
Thrust bearing	Steel	
O-rings	Buna-N	PTFE, Viton®, Neoprene® ¹
Retainer rings	Steel	

¹Registered trademark of the DuPont company.

Z4500 Outline Dimensions



Solutions beyond products...

CORKEN
IDEX

QUALITY
ISO 9001
SYSTEM

ENVIRONMENTAL
ISO 14001
MANAGEMENT
SYSTEM

Corken, Inc. • A Unit of IDEX Corporation
3805 N.W. 36th St., Oklahoma City, OK 73112 U.S.A.
Phone (405) 946-5576 • FAX (405) 948-7343

Visit our website at <http://www.corken.com> • E-mail us at info.corken@idexcorp.com